



Hi Fly Kites
 P.O. Box 827, Howick 3290
 Woodgrove Farm No. 22, D 795 Road, Merrivale 3291
 KwaZulu-Natal, South Africa

Tel: 033-330 5746 (Intl: +27-33-330 5746)
 Fax: 033-330 5746 (Intl: +27-33-330 5746)
 URL: www.hiflykites.co.za



AEROBIE SUPERDISC (Flying Toy)

A 10 inch (25.4cm) disc renowned for stable, accurate flights.

The Superdisc is an improved "Frisbee." Conventional flying discs such as the Frisbee have a center of aerodynamic lift near the leading edge of the disc in flight. This creates a tendency for a flying disc to roll right during right handed throws and to roll left during left handed throws. The breakthrough spoiler rim design of the Superdisc, like the spoiler rim of the Aerobie rings, centers the aerodynamic lift of the disc during its entire flight, making the Superdisc a very stable flyer. The result is a flying disc that is very easy for people of all skill levels to throw well.

The Superdisc also has a soft, rubber edge that has many benefits. It provides a great grip for strong throws, it is soft to catch, and it does not develop sharp scratches and burrs like a conventional disc when it hits pavement.

The soft edge is also kind to a dog's mouth when the Superdisc is used for play with a dog.

The Superdisc floats in water.

It is made in an assortment of colors (yellow, red, blue, and purple).

Recommended for kids 8 years old and up.

The Aerobie Superdisc is quality made in the U.S.A. Size: 10 inch (25.4cm) diameter.

25.4cm (10in)



25.4cm
(10in)

Throwing Instructions

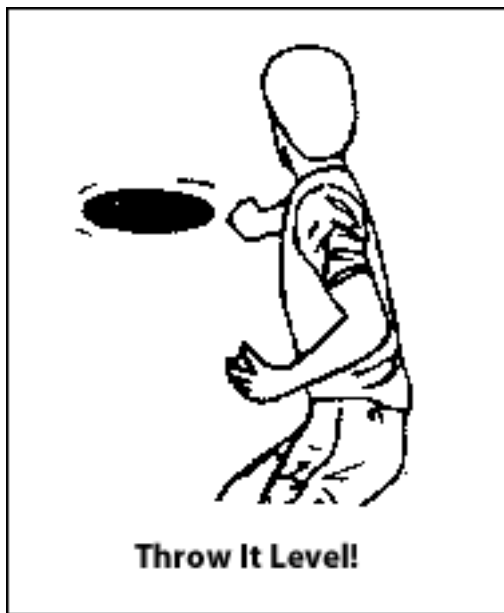
(Copyright © Superflight, Inc.)



If you want any of the Aerobie discs to fly straight, release them level. When people throw conventional flying discs they tend to release them sloping downward to compensate for their tendency to roll over in flight. With Aerobie discs, this compensation is not needed so throw them level if you want them to fly straight. You can throw an Aerobie disc sloping to the left if you want it to curve left and sloping to the right if you want it to curve right.



As is the case with any thrown object, throw an Aerobie disc only to an alert catcher. Play in a clear space so participants will not accidentally trip over or crash into trees, cars, people, and other hazards. Cease play if there is insufficient light to clearly see the disc in flight.




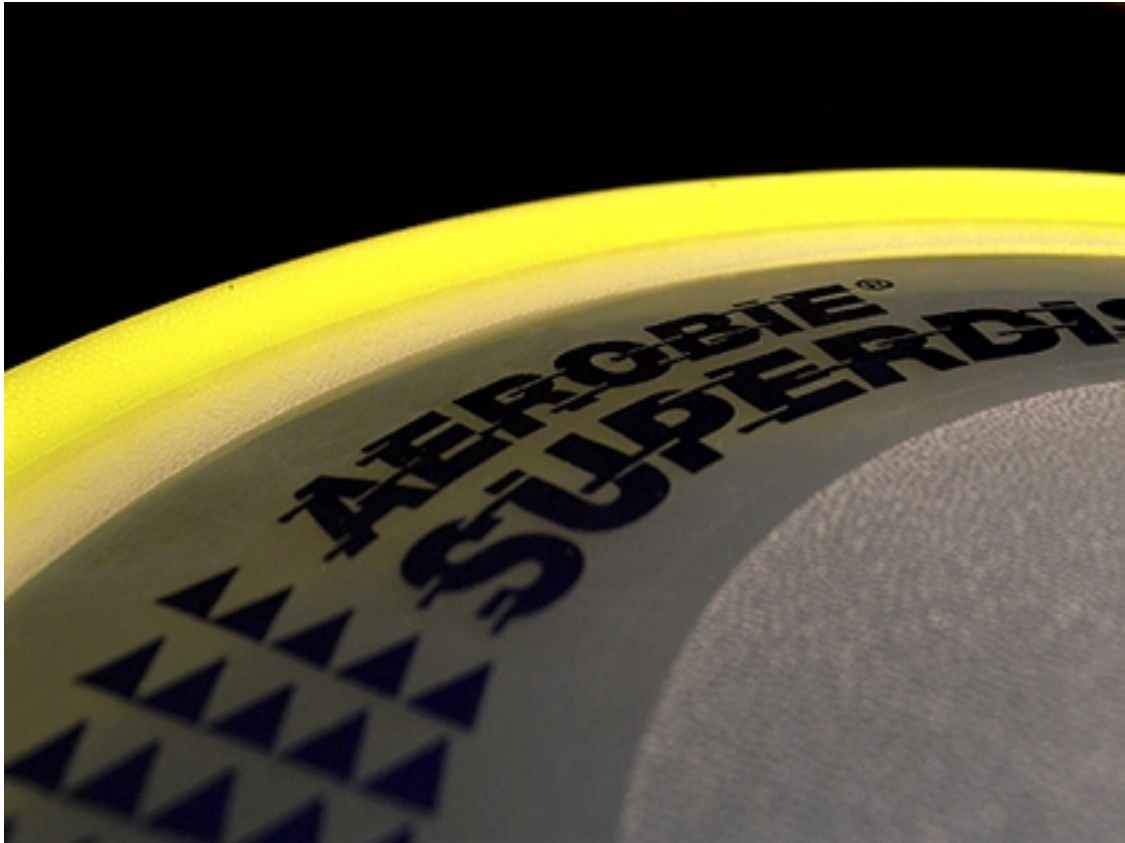
You can buy an Aerobie Superdisc online right now at www.hiflykites.co.za. See you there!




Pictures of Aerobie Superdisc









You can buy an Aerobie Superdisc online right now at www.hiflykites.co.za. See you there!

