



Hi Fly Kites
P.O. Box 827, Howick 3290
Woodgrove Farm No. 22, D 795 Road, Merrivale 3291
KwaZulu-Natal, South Africa

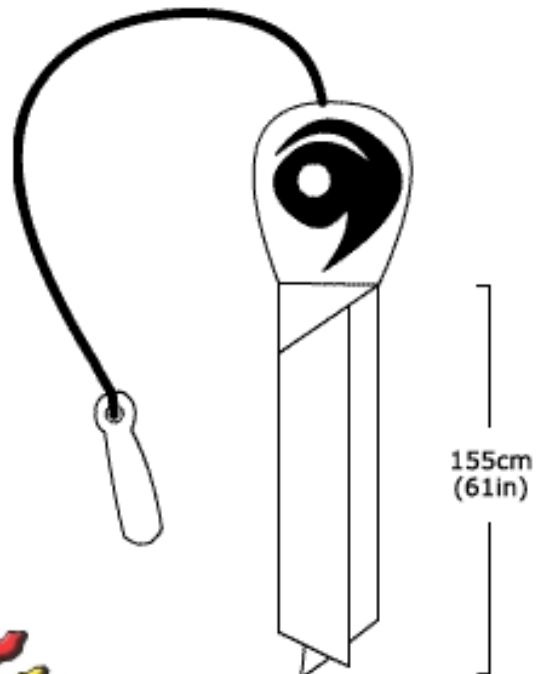
Tel: 033-330 5746 (Intl: +27-33-330 5746)
Fax: 033-330 5746 (Intl: +27-33-330 5746)
URL: www.hiflykites.co.za

Embark on an adventure, fly a kite, ride the wind and let your spirit soar...



URBAN POI (Flying Toy)

Poi juggling has a long tradition with New Zealand's Maori people and is now taking the world by storm. They are weighted balls at the end of strings with long colourful ribbons attached that they can be swung around the body making beautiful patterns. The Poi Game is easy to use and will bring hours and hours of fun, exercise and enjoyment and help develop your coordination as you practice performing all sorts of amazing tricks. Children and adults enjoy challenging each other to see who can perform the best maneuvers. The Urban Poi is a suede bean bag and comes supplied in a box with a storage bag included along with instruction leaflet.



Urban Poi - Colour Samples



Urban Poi - Tricks and Maneuvers

The Poi Game is easy to use and will bring hours and hours of fun, exercise and enjoyment and help develop your coordination as you practice performing all sorts of amazing tricks. Children and adults enjoy challenging each other to see who can perform the best maneuvers.



Getting Started

Hold your Pois just with your forefingers and keep them 15cm (6in) above the floor.



Basic Movement

Make your Pois spin forwards and backwards so that you can get used to their movements.



The Boxer

Make your Pois spin as quickly as possible, trying to imitate by these means a boxer's training.




The Bike

The movement is similar to the "Boxer", but your Pois should be spinning alternatively, as the pedals of a bike.




The Crossroads

By making your Poi spin parallel one to the other, cross your arms and keep them spinning parallel to each other. Perform several crossroads during your exercise.



The Boleadoras

This movement is very similar to "Hypnosis" (see next page) but it shall be performed upon your head. Make sure that you keep some distance between the orbits.



The Whip

Try to make spin just one of your Poi from the left to the right, making it pass in front of you.



Double Whip

Similar to the "Whip" but performed with both hands simultaneously.



Hypnosis

Make your Pois spin in opposite directions, that is, against each other. By these means you will perform a perfect circle in front of you. Make sure that you keep both orbits slightly separated to avoid that they run into each other.

Twister

While performing the "Boxer" movement, start stretching your arms little by little and reduce gradually both velocity and stop, so that the Pois start rolling up around your arms. Once it is completely rolled up, perform a U-turn and increase velocity to unroll your Pois.



Pictures of Urban Poi







You can buy an Urban Poi online right now at www.hiflykites.co.za. See you there!

